

**APPLICATION FOR DRIVE-WAY PERMIT  
NOBLE COUNTY ENGINEER  
46003 MARIETTA ROAD  
CALDWELL, OH 43724-1224**

Permit to work within and/or install facilities within the right-of-way limits of County Roads in Noble County, Ohio.

NAME OF APPLICANT \_\_\_\_\_

MAILING ADDRESS \_\_\_\_\_

HOME PHONE \_\_\_\_\_ CELL PHONE \_\_\_\_\_

STATE TYPE OF WORK TO BE DONE AND FACILITIES TO BE INSTALLED:

\_\_\_\_\_  
\_\_\_\_\_  
\_\_\_\_\_

EXACT LOCATION OF WORK: NEAREST HOUSE NUMBER OR SPECIFIC SITE DESCRIPTION:

\_\_\_\_\_  
\_\_\_\_\_

ROAD NAME: \_\_\_\_\_ TOWNSHIP \_\_\_\_\_

SPECIFICATIONS FOR CONSTRUCTION OF DRIVEWAYS  
AND  
MAILBOXES ON PUBLIC RIGHT OF WAY IN NOBLE COUNTY:

1. The County Engineer's Office will size the driveway culvert pipe and review driveway location to determine appropriate site distance. If possible, we will assist with the installation of driveway pipes with diameters up to 36". The minimum driveway width will be 30'. The culvert pipe is to be purchased by the landowner.
2. Driveway surfaces must be graded to a slope which will prevent mud from being carried onto the road surface. Driveway shall be constructed of a minimum of 8" crushed stone for residential driveways.
3. Culverts may be reinforced concrete, corrugated steel as per O.D.O.T. Specification 707.01, or corrugated polyethylene drainage pipe as per O.D.O.T. Supplemental Specification 944, Type S.
4. All culverts are to be installed with compacted backfill and with adequate cover, (usually 12"), to protect the pipe from damage. Pipes shall be of sufficient length to provide end slopes to the ditch line no steeper than 3 to 1 slope ratio. Retaining walls are not permitted under any circumstances. See attached culvert installation drawings.

5. No construction shall be permitted within the right-of-way limits which will create any objects considered to be massive or otherwise hazardous fixed objects, see Attachment One. Mailboxes shall be of the break-a-way type construction and meet the following criteria.

- a. Maximum 4" x 4" or 4 1/2" round timber post.
- b. Maximum 2" I.D. nominal pipe size steel post.
- c. Boxes shall be no larger or heavier than U.S. Postal Standards.

I have read the above specifications and Attachment One and I agree to comply. I understand that failure to do so may result in this permit being revoked and any construction removed from the public right-of-way at my expense.

\_\_\_\_\_  
Signature of Applicant

\_\_\_\_\_  
Date

**Permission to do this work under the conditions stated herein is hereby granted.**

\_\_\_\_\_  
Mark J. Eicher, Noble County Engineer  
Noble County Highway Garage  
Phone: (740) 732-4409

\_\_\_\_\_  
Date

\_\_\_\_\_  
HOUSE NUMBER

\_\_\_\_\_  
REQUIRED CULVERT SIZE

## **ATTACHMENT ONE**

### **WARNING!**

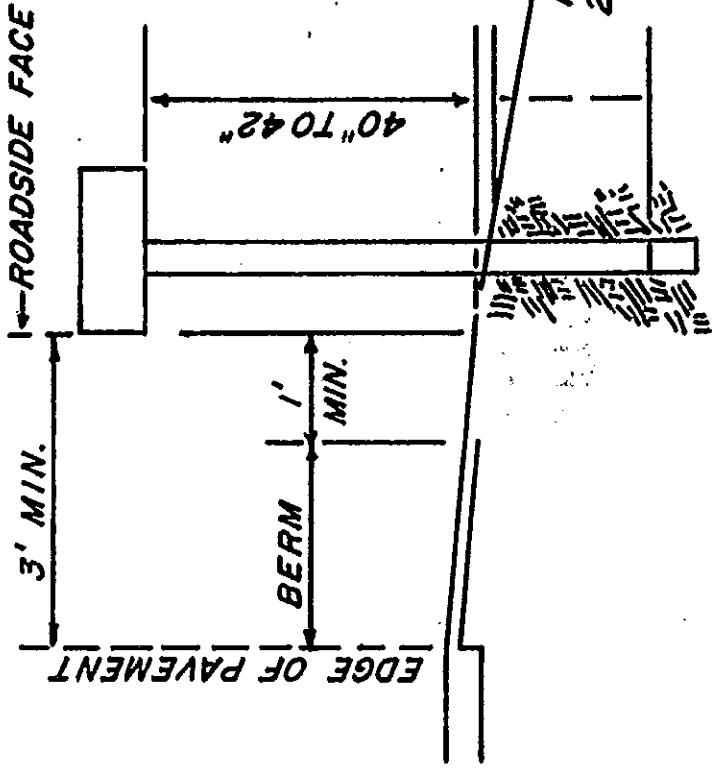
Following are excerpts from a 1992 Ohio Supreme Court decision:

“Where an abutting landowner or occupier uses the highway right-of-way in a manner inconsistent with a highway purpose, and where such usage constitutes an unreasonable hazard to users of the highway, the land owner or occupier may be liable for damages proximately caused by the improper use of the right-of-way.”

“A land owner or occupier is under obligation to know the boundaries of the property. The border of the right-of-way is a boundary line like any other.”

To reduce the liability exposure of land owners or occupiers and Noble County, we have an obligation to inform you that anything which you cause to be placed, or cause to remain, on the right-of-way could be the cause of legal action being brought against you. If you currently have such items as fences, trees, shrubs, stones or any other obstructions on the right-of-way you should make arrangements to have them removed.

# MAILBOX INSTALLATION AND APPROACH

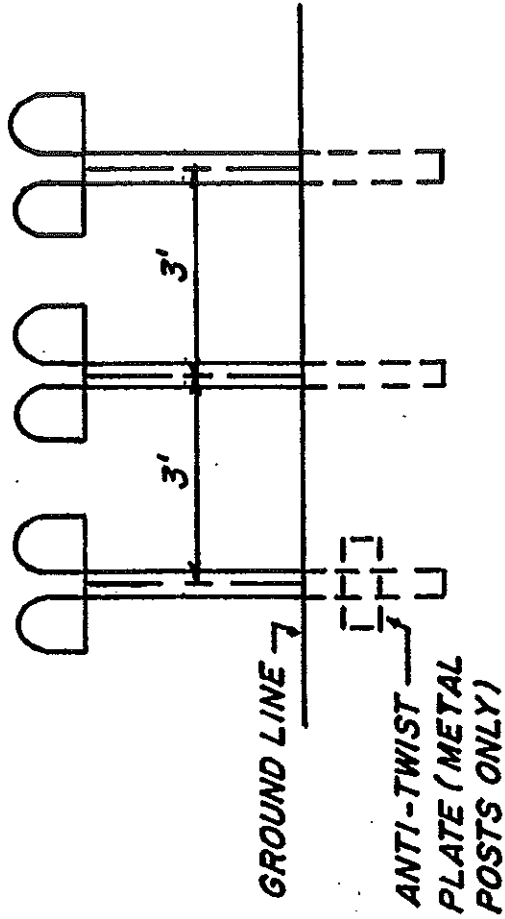
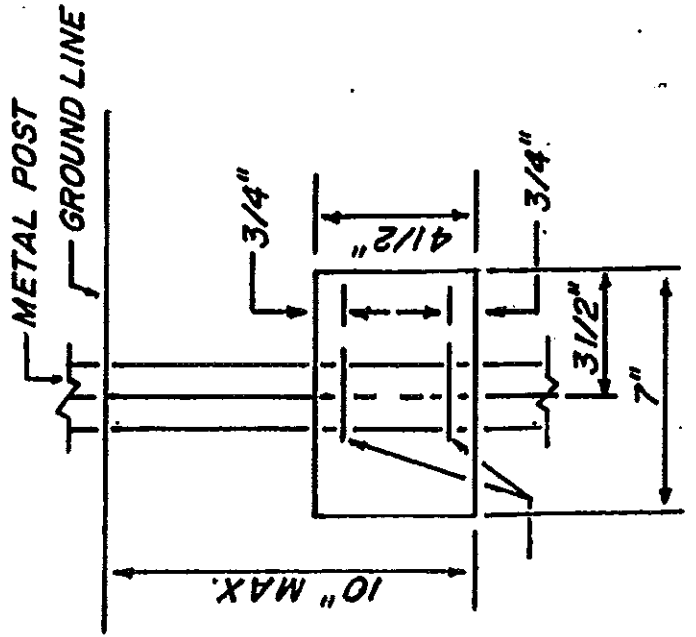


Mailboxes shall be of the break-a-way type construction and shall meet the following criteria:

- A. Maximum 4" x 4" or 4 1/2" round timber post.
- B. Maximum 2" I.D. Nominal pipe size steel post.
- C. Boxes shall be no larger or heavier than U.S. Postal Standards.


\*\*\*Mailboxes shall not be set in conc

**18" MIN. (METAL OR TIMBER)  
24" MAX. FOR METAL POST**

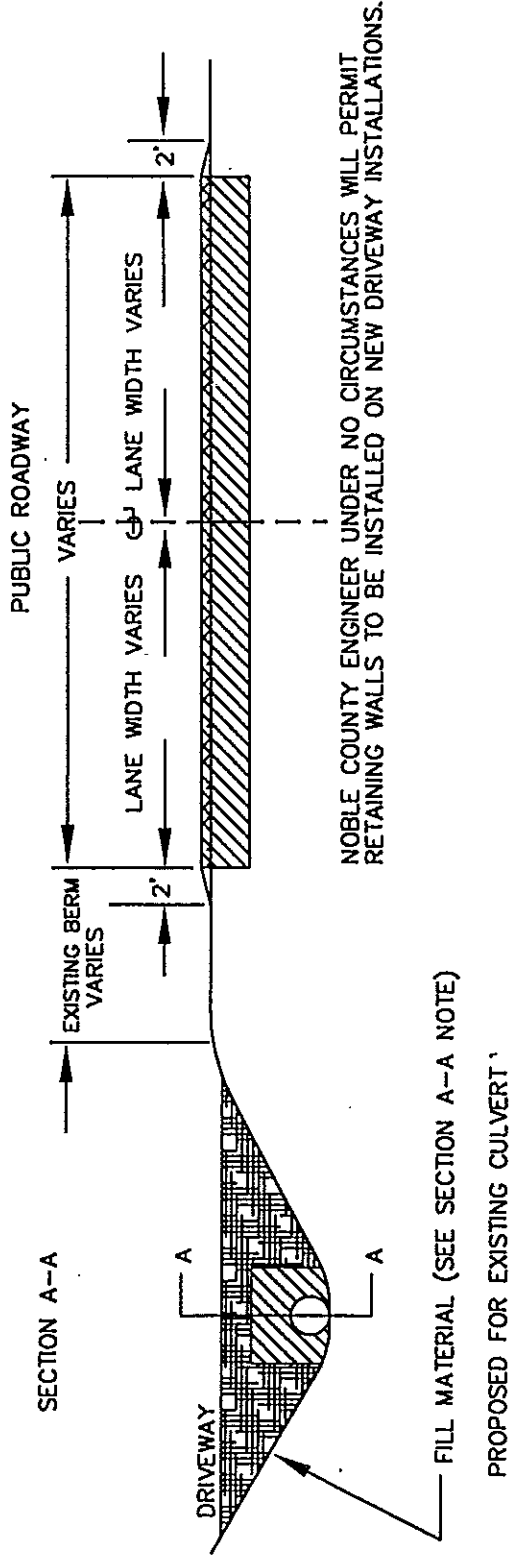


GROUPED MAILBOX INSTALLATI

# DRIVEWAY INSTALLATION DETAILS



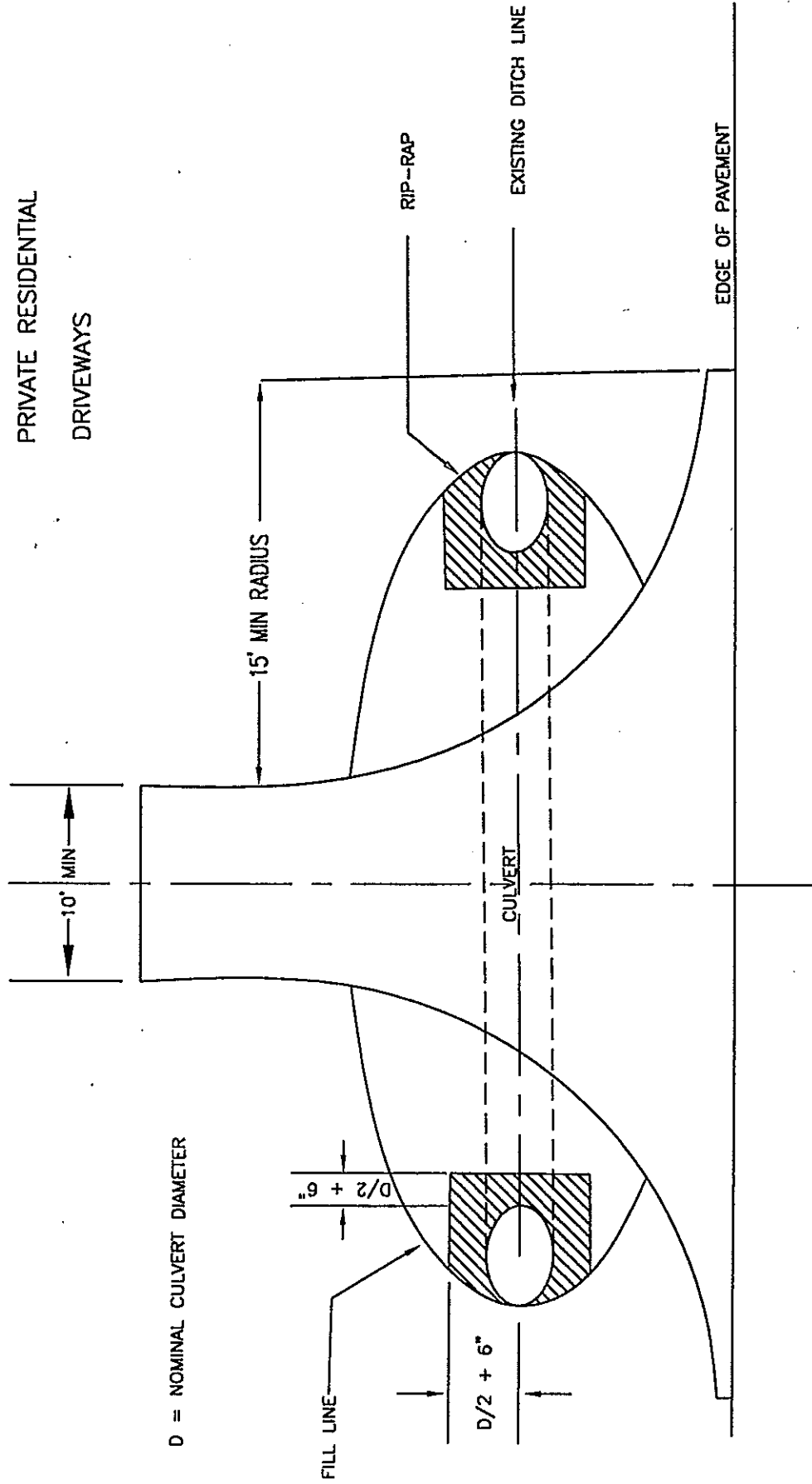
FILL MATERIAL SHALL HAVE AN END SLOPE OF 3 TO 1 MINIMUM.



NOBLE COUNTY ENGINEER UNDER NO CIRCUMSTANCES WILL PERMIT RETAINING WALLS TO BE INSTALLED ON NEW DRIVEWAY INSTALLATIONS.

Note: Minimum 3/8" per foot fall between the center line of the roadway and the center line of the drive pipe.

TYPICAL DETAILS FOR  
PRIVATE RESIDENTIAL  
DRIVEWAYS



D = NOMINAL CULVERT DIAMETER

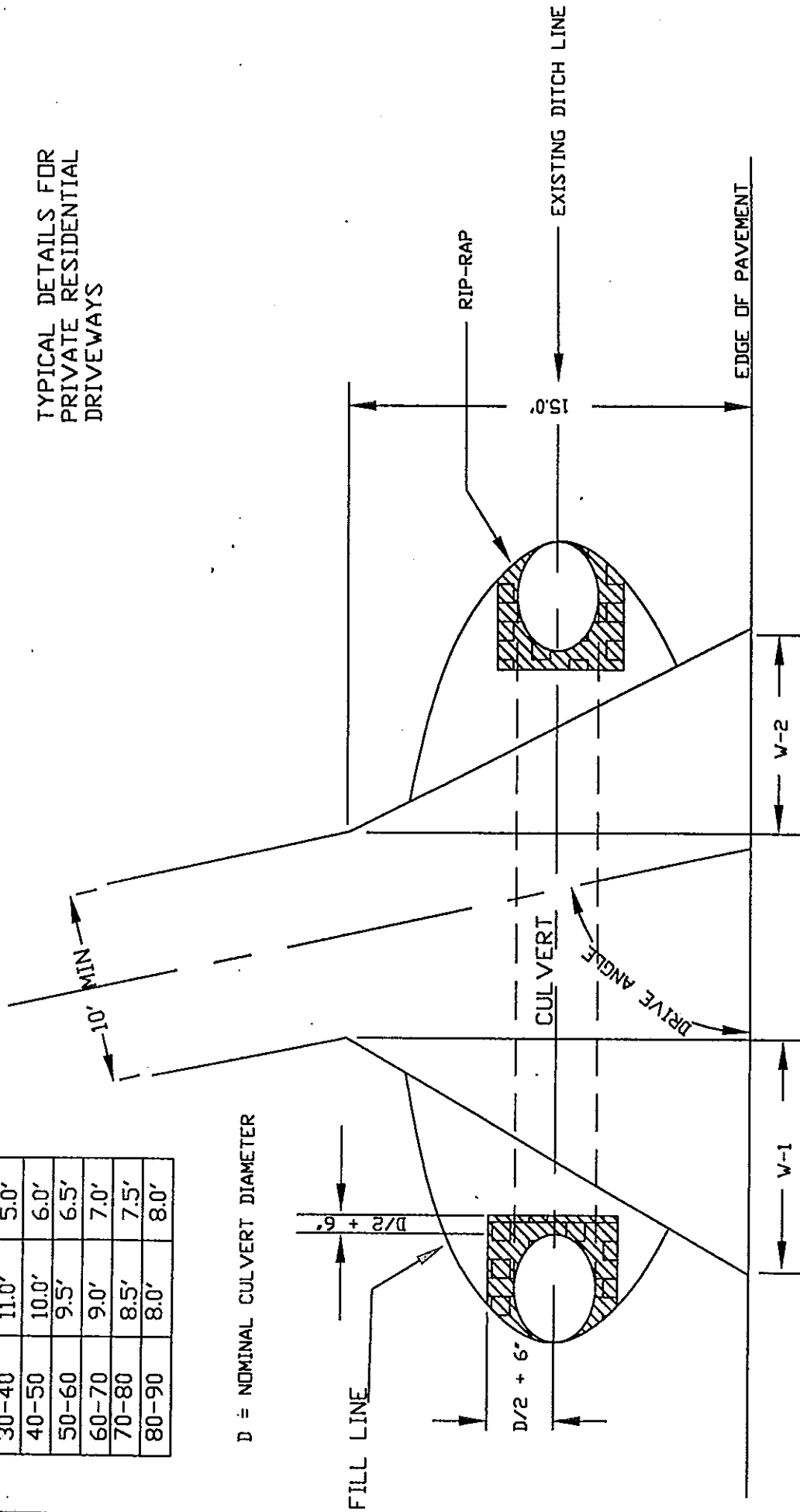
PLAN 1

NOBLE COUNTY ENGINEER

TYPICAL DETAILS FOR PRIVATE RESIDENTIAL DRIVEWAYS

ANGLE	W-1	W-2
30-40	11.0'	5.0'
40-50	10.0'	6.0'
50-60	9.5'	6.5'
60-70	9.0'	7.0'
70-80	8.5'	7.5'
80-90	8.0'	8.0'

D = NOMINAL CULVERT DIAMETER



PLAN 2  
NOBLE COUNTY ENGINEER